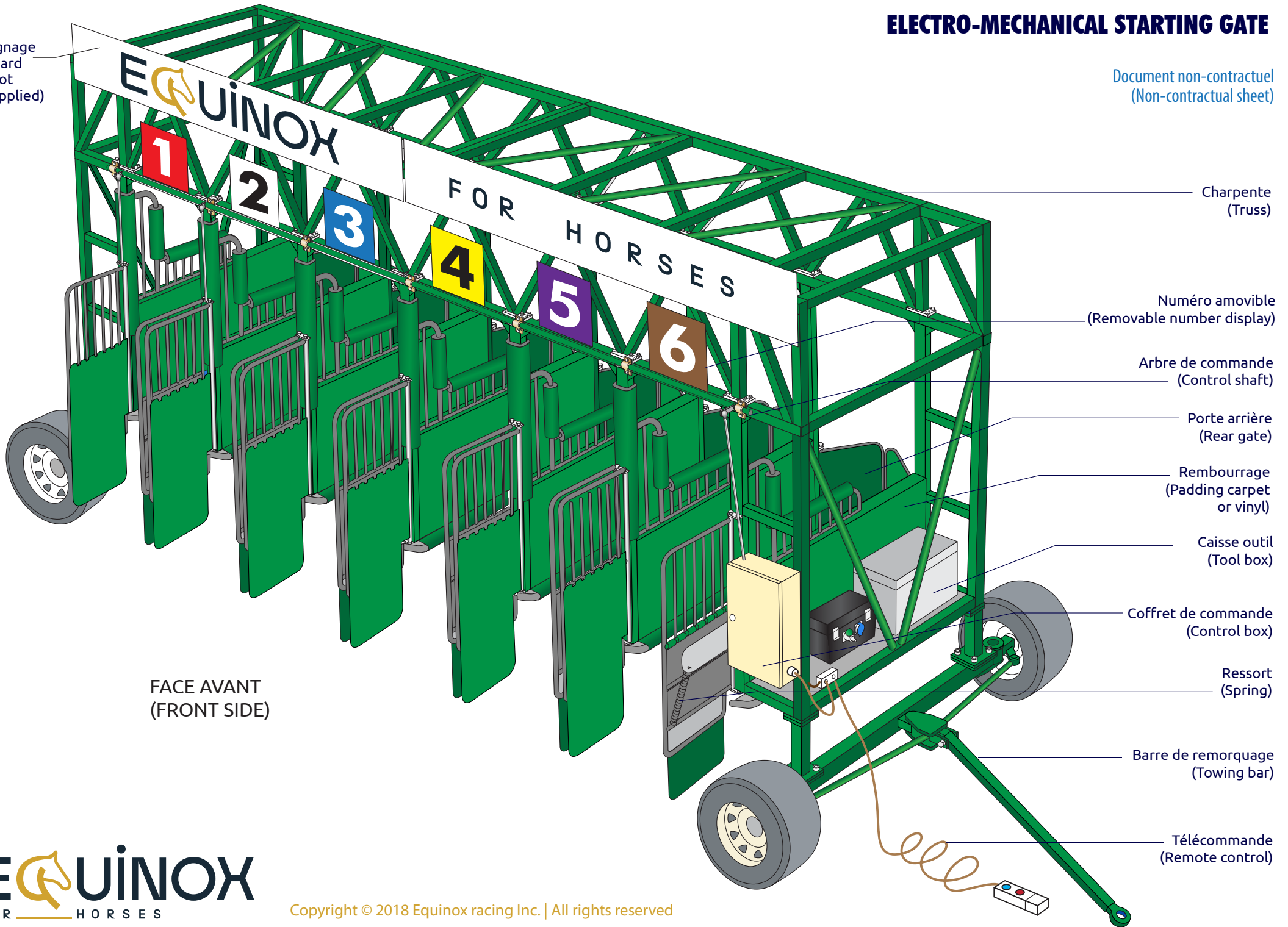


# ELECTRO-MECHANICAL STARTING GATE

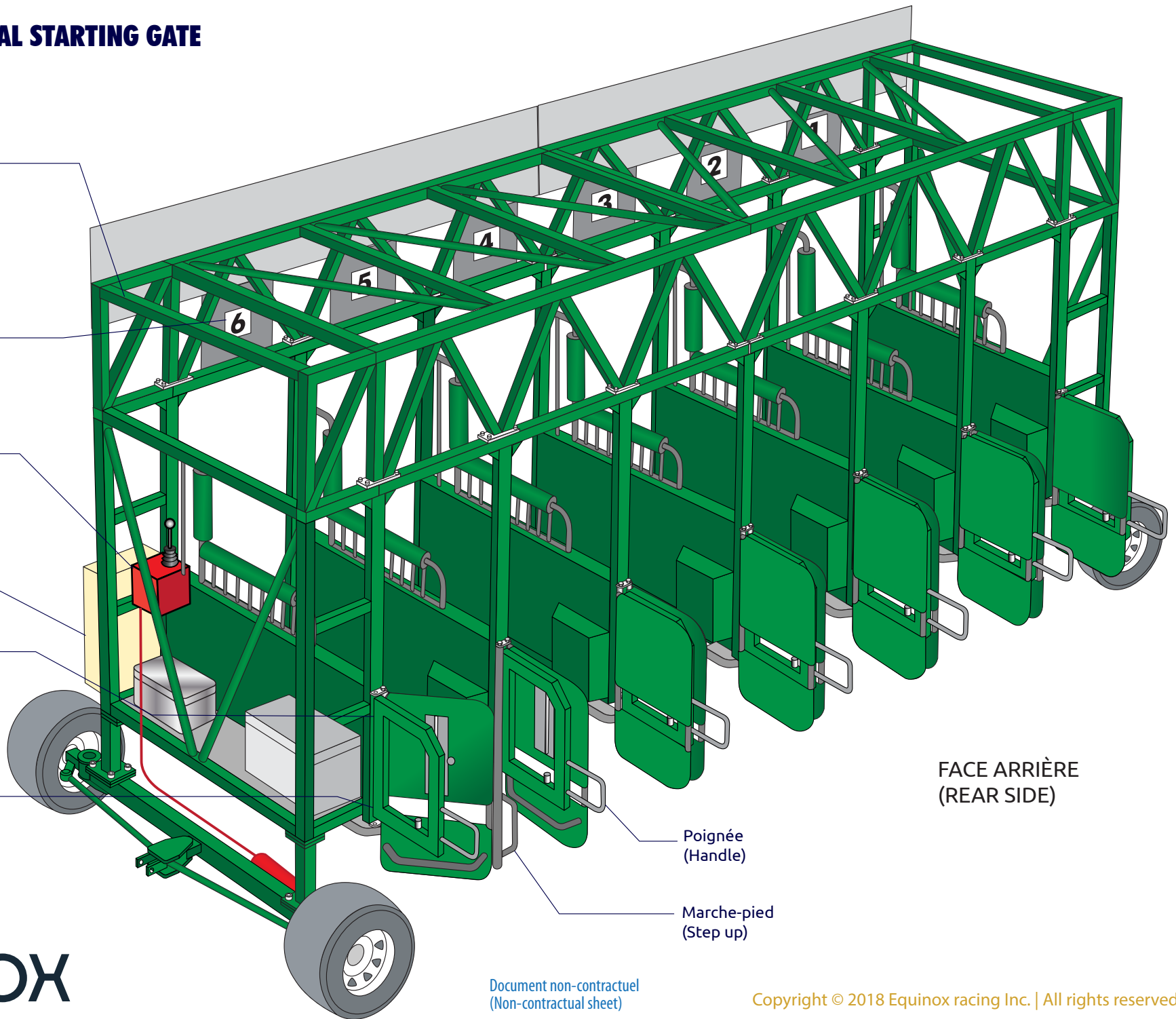
Document non-contractuel  
(Non-contractual sheet)

Signage board  
(Not supplied)



# ELECTRO-MECHANICAL STARTING GATE

- Charpente (Truss)
- Numéro amovible double face (Removable double sided number display)
- Direction hydraulique (Hydraulic steering system)
- Boitier de commande (Control box)
- Porte arriere (Rear gate)
- Verrouillage (Locking)

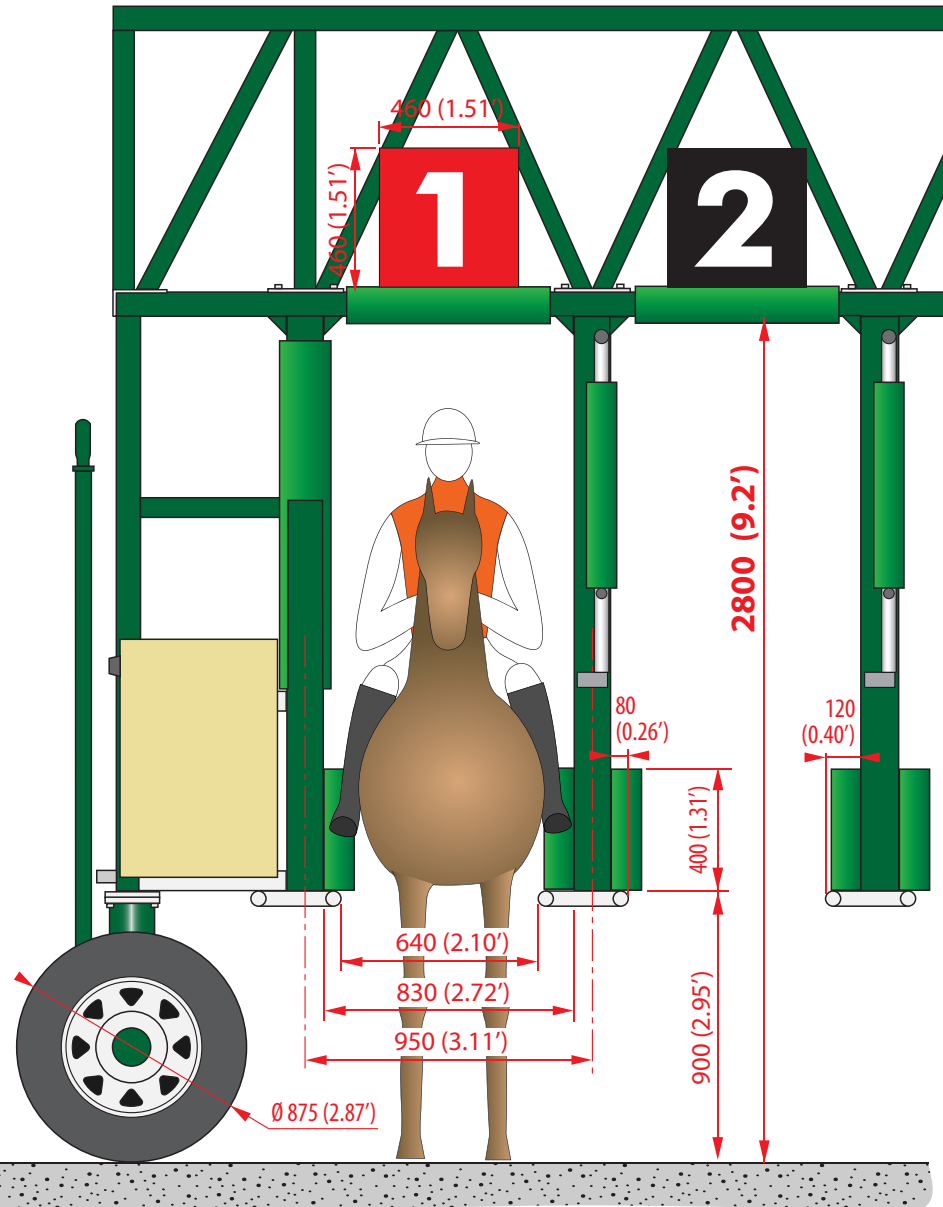
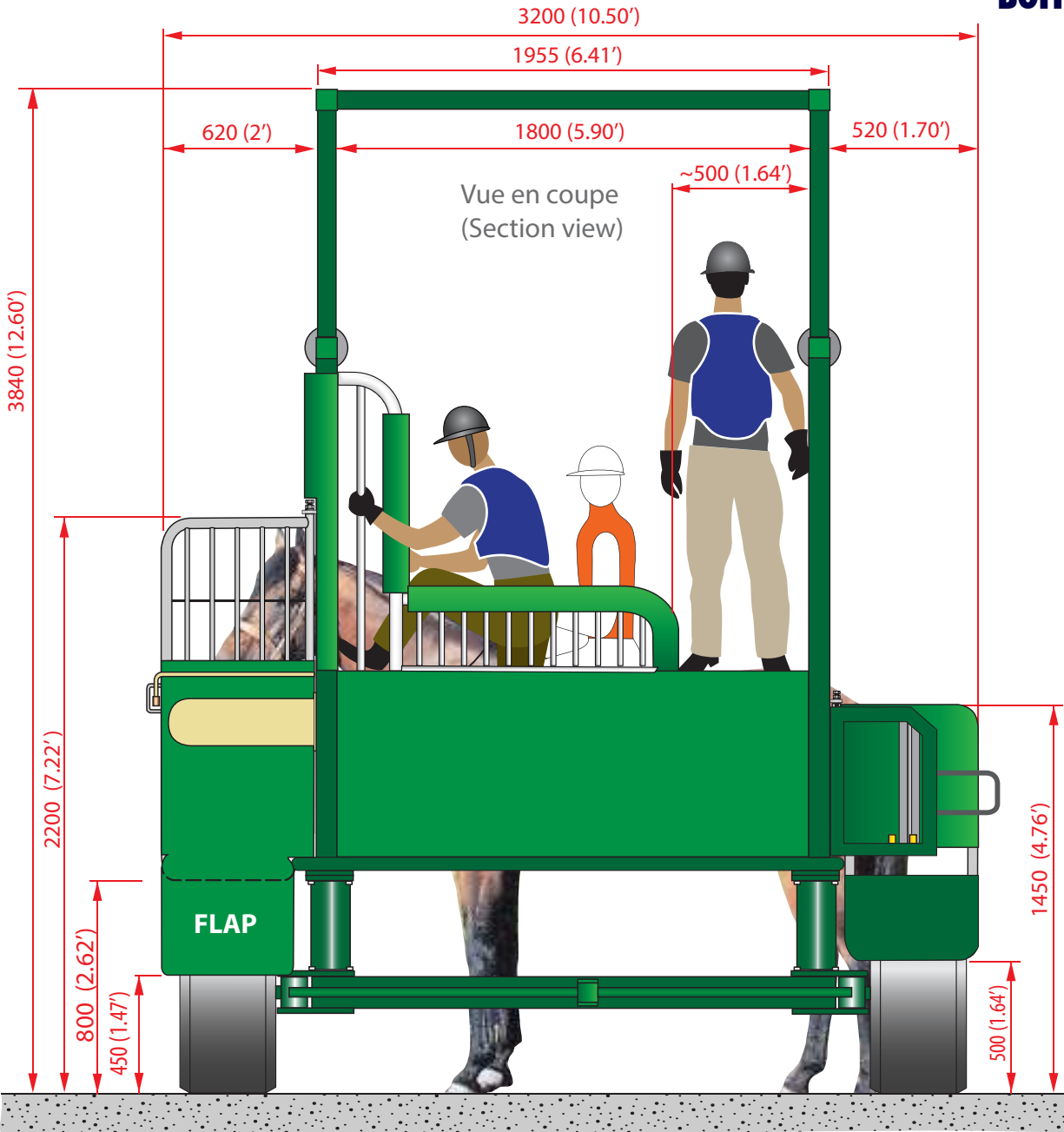


Poignée (Handle)

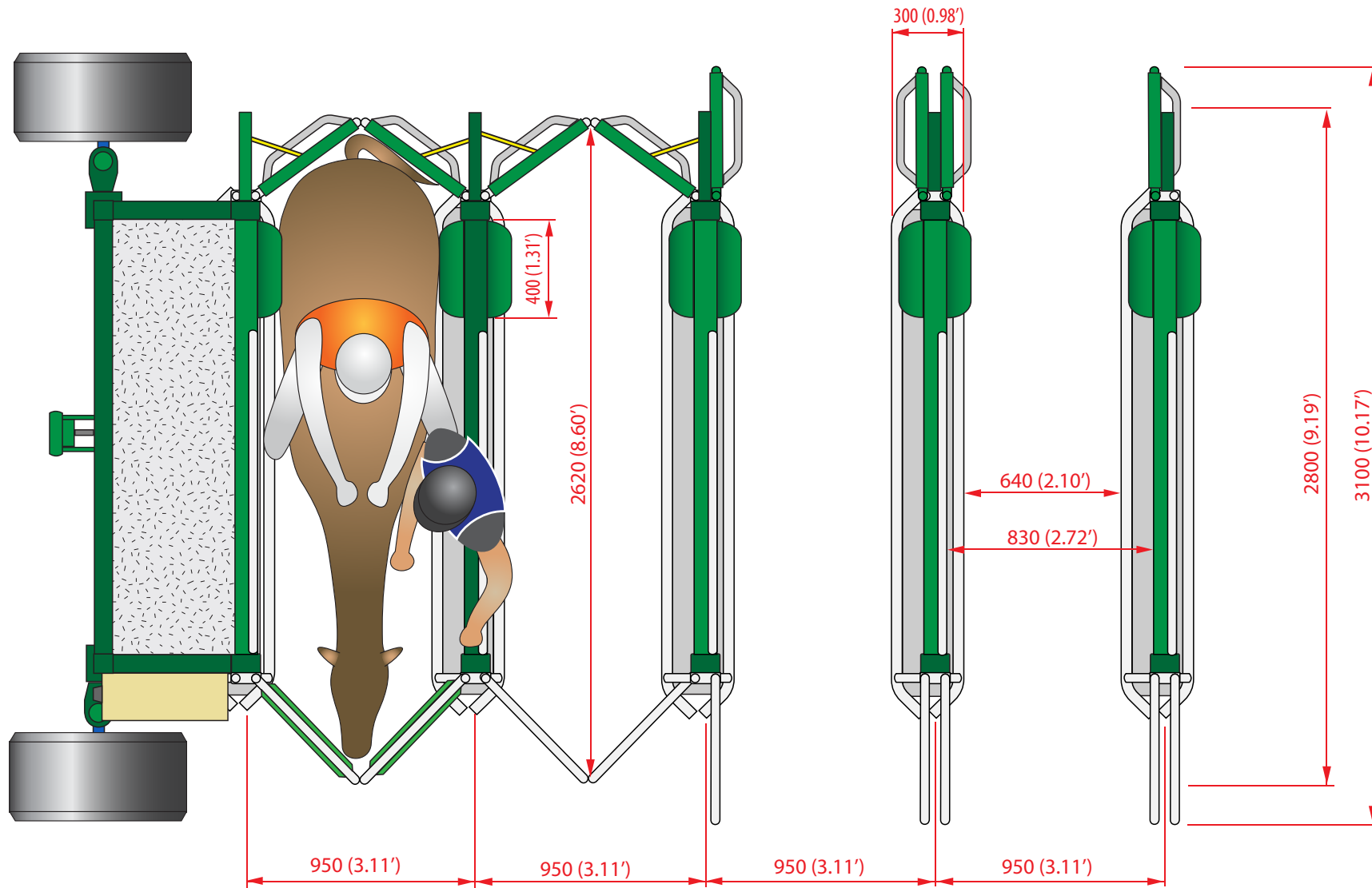
Marche-pied (Step up)

FACE ARRIÈRE (REAR SIDE)


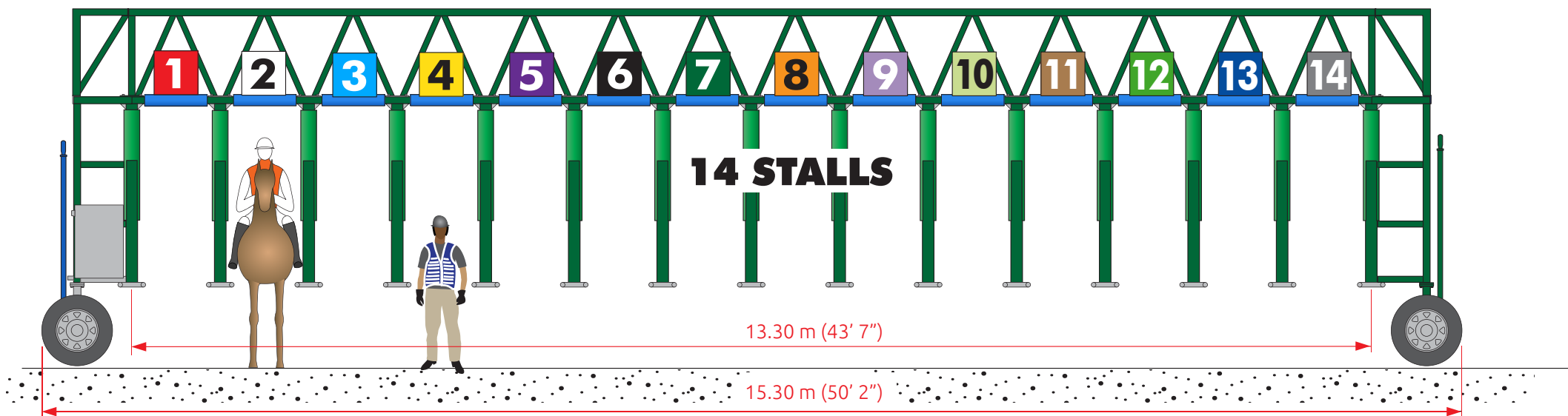
# BOÎTE DE DÉPART USA (ELECTRO-MECHANICAL STARTING GATE)



# BOÎTE DE DÉPART USA (ELECTRO-MECHANICAL STARTING GATE)




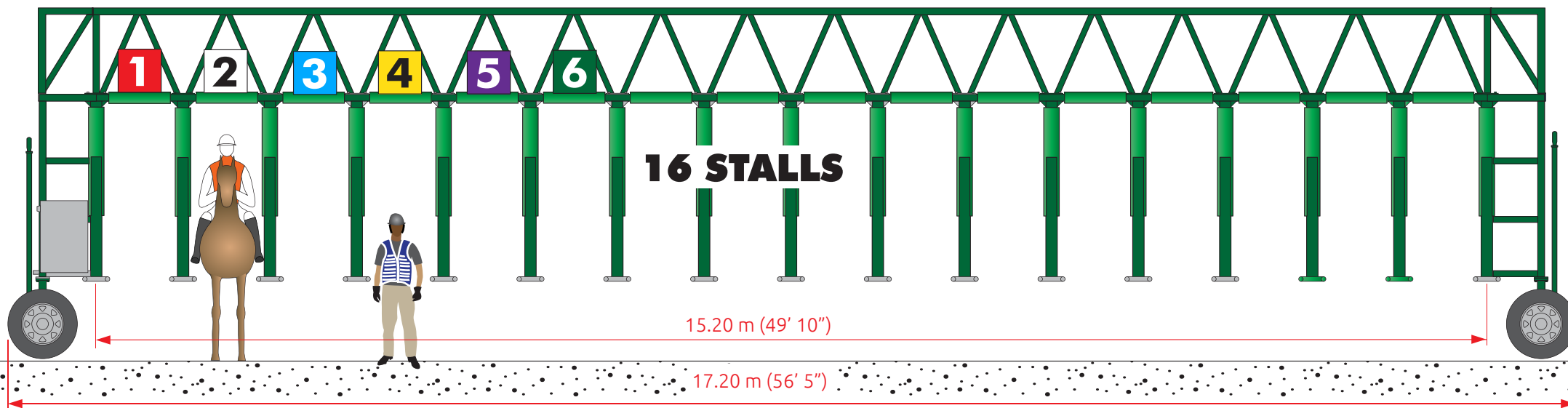
# BOÎTE DE DÉPART USA (ELECTRO-MECHANICAL STARTING GATE)



Document non-contractuel  
(Non-contractual sheet)

Nb stalles	4	5	6	7	8	9	10	11	12	13	14	15	16	17	18	19	20
Longueur (m)	5.80	6.75	7.70	8.65	9.60	10.55	11.50	12.45	13.40	14.35	15.30	16.25	17.20	18.15	19.10	20.05	21
Length (ft)	19'	22.15'	25,26'	28.38'	31.50'	34.61'	37.73'	40.84'	43.96'	47.10'	50.20'	53.31'	56.43'	59.55'	62.66'	65.8'	68.9'
Poids (tonnes)	2.1	2.35	2.60	2.85	3.1	3.35	3.60	3.80	4.05	4.30	4.55	4.8	5	5.25	5.5	5.75	6
Weight (Lbs)	4629	5180	5732	6283	6834	7385	7936	8377	8928	9479	10031	10582	11023	11574	12125	12676	13227

# BOÎTE DE DÉPART USA (ELECTRO-MECHANICAL STARTING GATE)



Document non-contractuel  
(Non-contractual sheet)

Nb stalles	4	5	6	7	8	9	10	11	12	13	14	15	16	17	18	19	20
Longueur (m)	5.80	6.75	7.70	8.65	9.60	10.55	11.50	12.45	13.40	14.35	15.30	16.25	17.20	18.15	19.10	20.05	21
Length (ft)	19'	22.15'	25,26'	28.38'	31.50'	34.61'	37.73'	40.84'	43.96'	47.10'	50.20'	53.31'	56.43'	59.55'	62.66'	65.8'	68.9'
Poids (tonnes)	2.1	2.35	2.60	2.85	3.1	3.35	3.60	3.80	4.05	4.30	4.55	4.8	5	5.25	5.5	5.75	6
Weight (Lbs)	4629	5180	5732	6283	6834	7385	7936	8377	8928	9479	10031	10582	11023	11574	12125	12676	13227